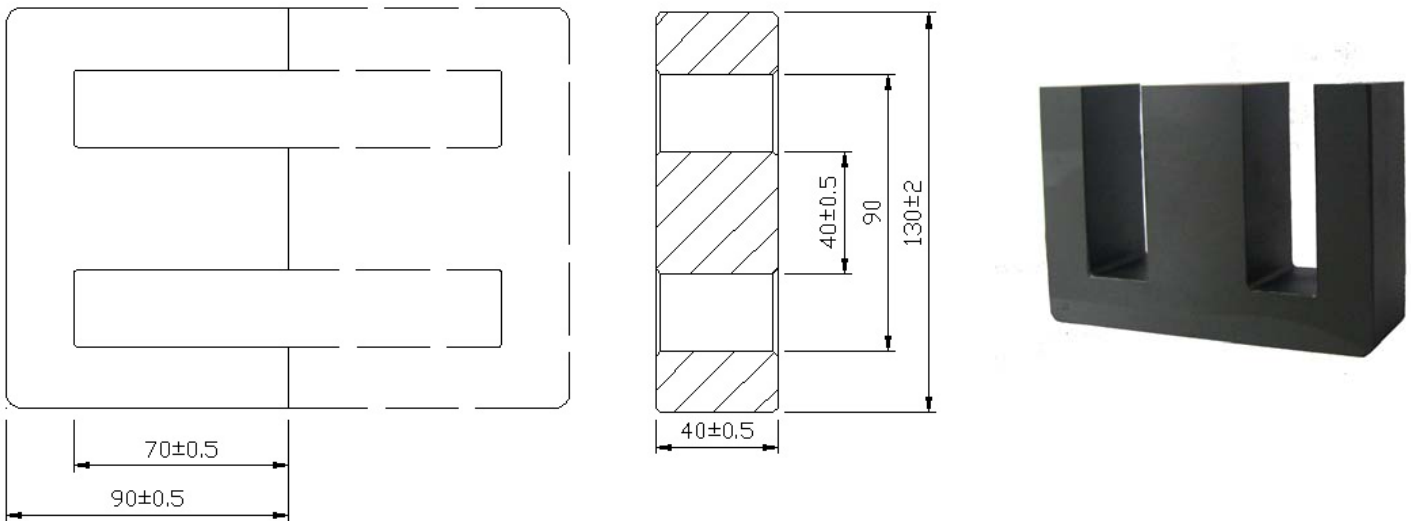
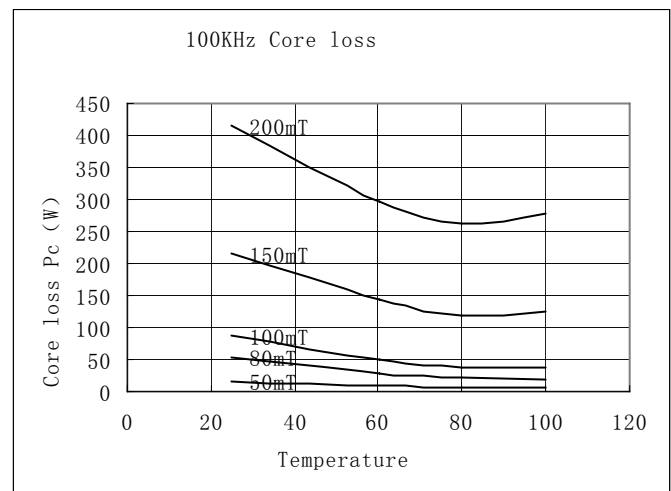
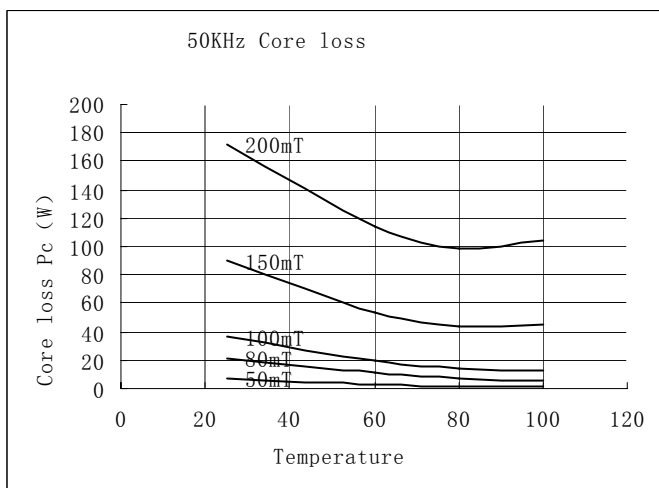


EEL130



Parameter	Symbol	Value	Unit
Core constant	C1	0.243	mm ⁻¹
Effective path length	Le	390	mm
Effective area	Ae	1600	mm ²
Effective volume	Ve	656000	mm ³
Inductance factor	AL	10700	nH/N ²
Weight of set	W	3140	g



Circuit Type	Calculated Output Power				Unit:W
	Switching Frequency				
	20KHz	50KHz	100KHz	250KHz	
Push-pull converter	35700	58000	80400	156300	
Flyback converter	11900	19300	26800	52100	
Forward converter	17800	29000	40200	78100	