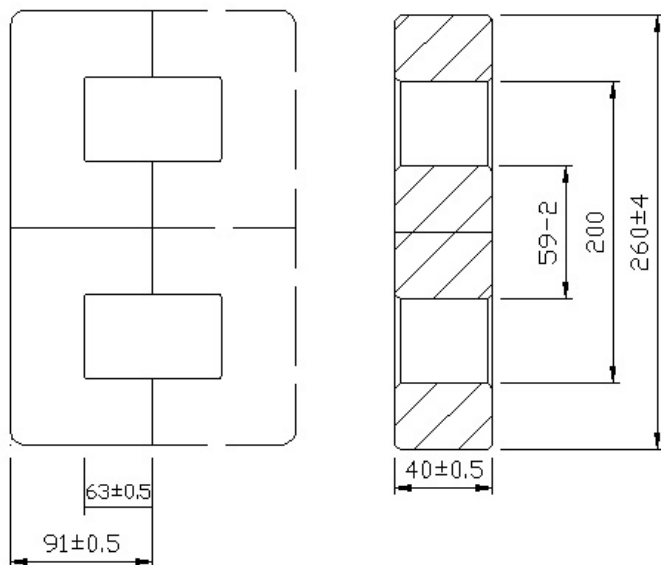
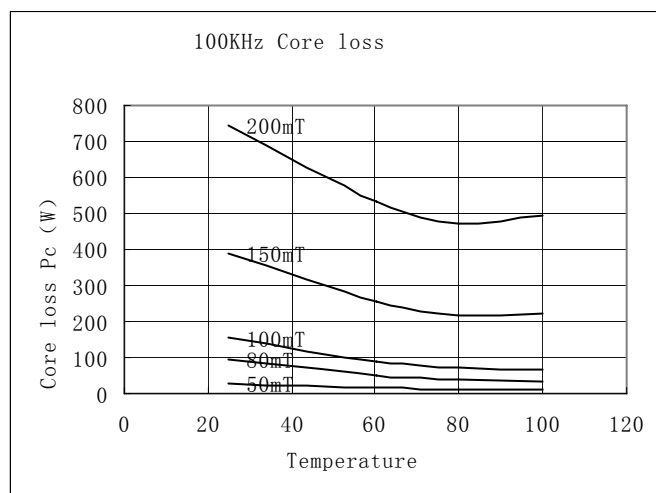
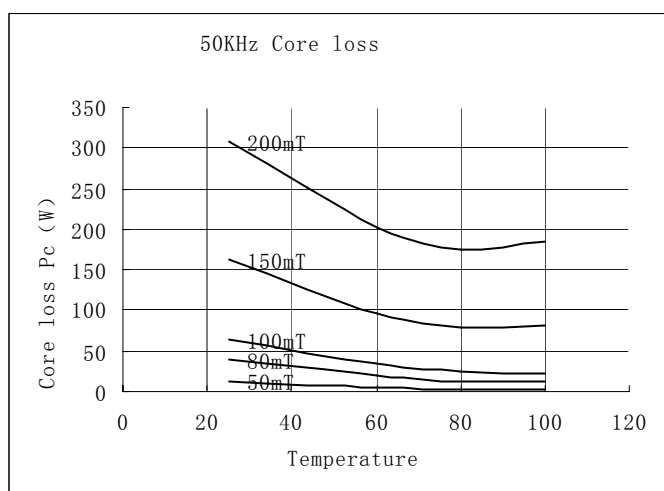


EE260



Parameter	Symbol	Value	Unit
Core constant	C1	0.204	mm ⁻¹
Effective path length	Le	481	mm
Effective area	Ae	2360	mm ²
Effective volume	Ve	1182160	mm ³
Inductance factor	AL	12300	nH/N ²
Weight of set	W	5670	g



Circuit Type	Calculated Output Power				Unit W
	Switching Frequency				
	20KHz	50KHz	100KHz	250KHz	
Push-pull converter	135700	220600	305400	593800	
Flyback converter	45200	73500	101800	197900	
Forward converter	67800	110300	152700	296900	