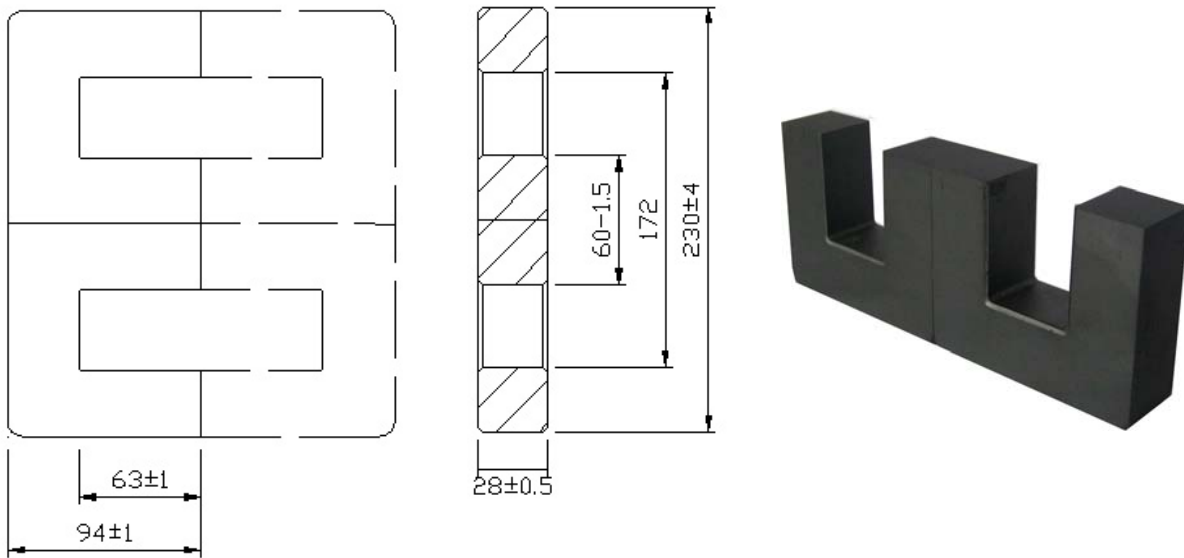
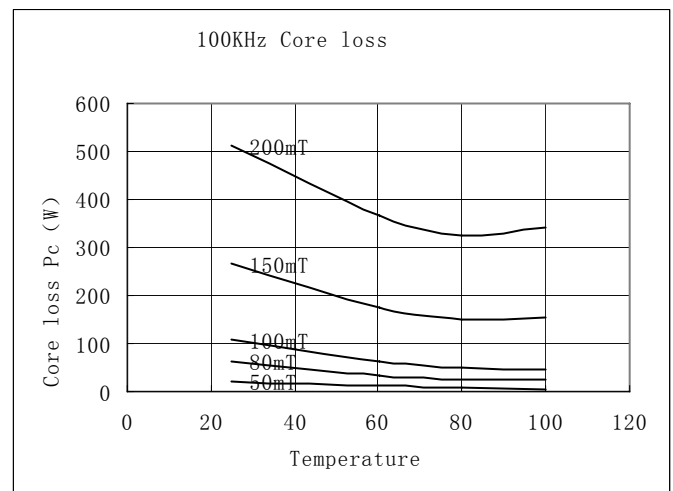
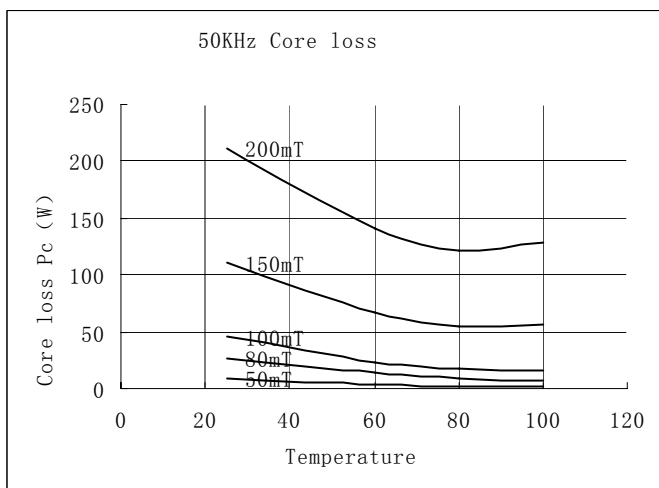


EE230



Parameter	Symbol	Value	Unit
Core constant	C1	0.27	mm ⁻¹
Effective path length	Le	454	mm
Effective area	Ae	1680	mm ²
Effective volume	Ve	815584	mm ³
Inductance factor	AL	9500	nH/N ²
Weight of set	W	3900	g



Circuit Type	Calculated Output Power				Unit W
	Switching Frequency				
	20KHz	50KHz	100KHz	250KHz	
Push-pull converter	76700	124700	172700	335800	
Flyback converter	25500	41500	57500	111900	
Forward converter	38300	62300	86300	167900	