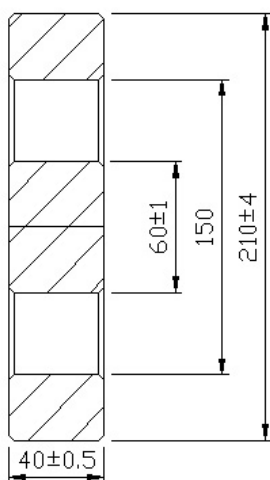
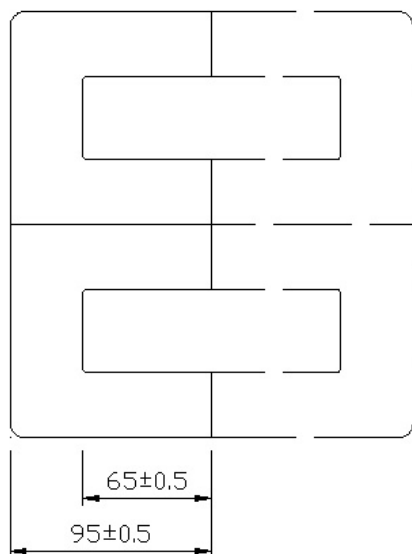
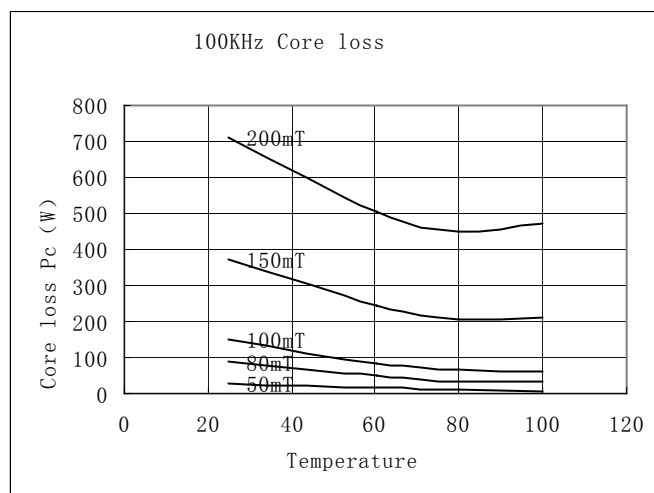
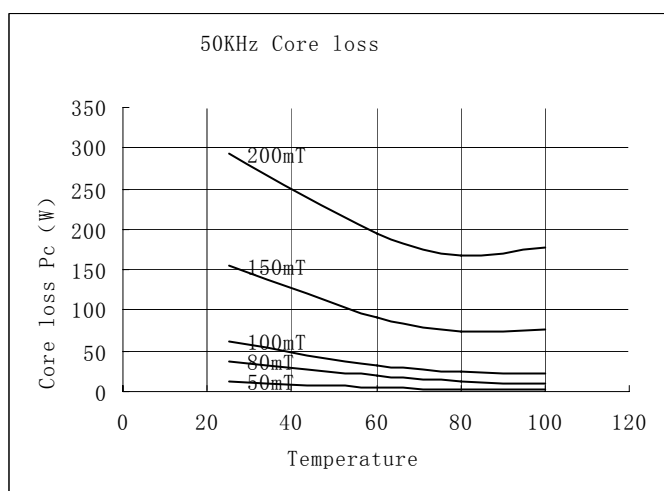


EE210



Parameter	Symbol	Value	Unit
Core constant	C1	0.183	mm ⁻¹
Effective path length	Le	440	mm
Effective area	Ae	2400	mm ²
Effective volume	Ve	1128000	mm ³
Inductance factor	AL	13750	nH/N ²
Weight of set	W	5400	g



Circuit Type	Calculated Output Power				Unit W
	Switching Frequency				
	20KHz	50KHz	100KHz	250KHz	
Push-pull converter	90900	147700	204500	397700	
Flyback converter	30300	49200	68100	132500	
Forward converter	45400	73800	102200	198800	