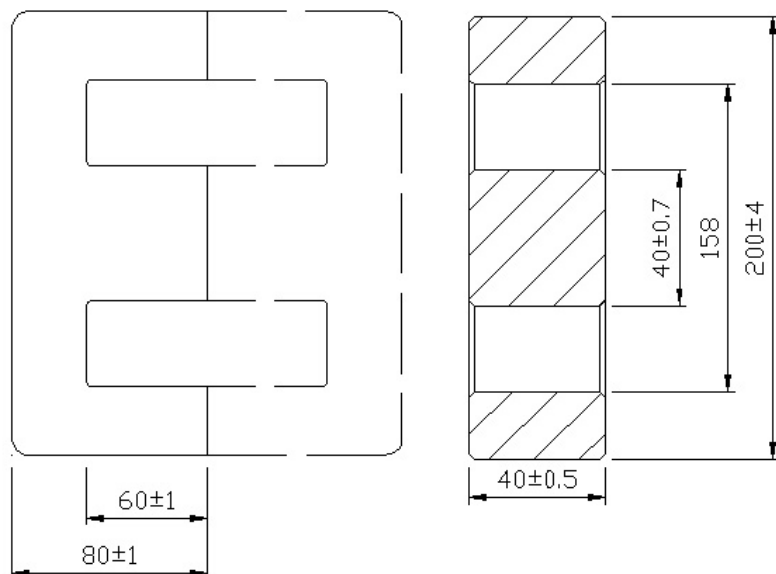
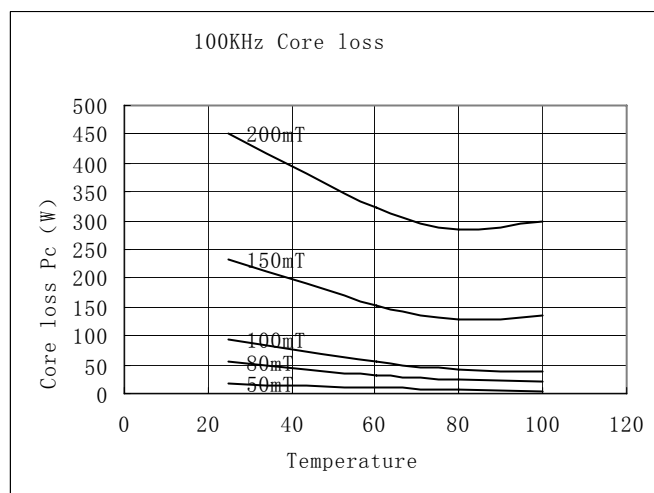
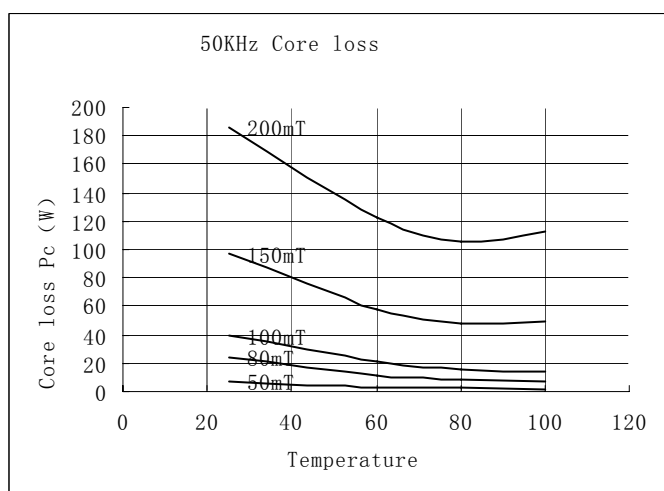


EE200



Parameter	Symbol	Value	Unit
Core constant	C1	0.261	mm ⁻¹
Effective path length	Le	418	mm
Effective area	Ae	1600	mm ²
Effective volume	Ve	713600	mm ³
Inductance factor	AL	10000	nH/N ²
Weight of set	W	3420	g



Circuit Type	Calculated Output Power				Unit W
	Switching Frequency				
	20KHz	50KHz	100KHz	250KHz	
Push-pull converter	73300	119200	165000	320900	
Flyback converter	24400	39700	55000	106900	
Forward converter	36600	59600	82500	160400	