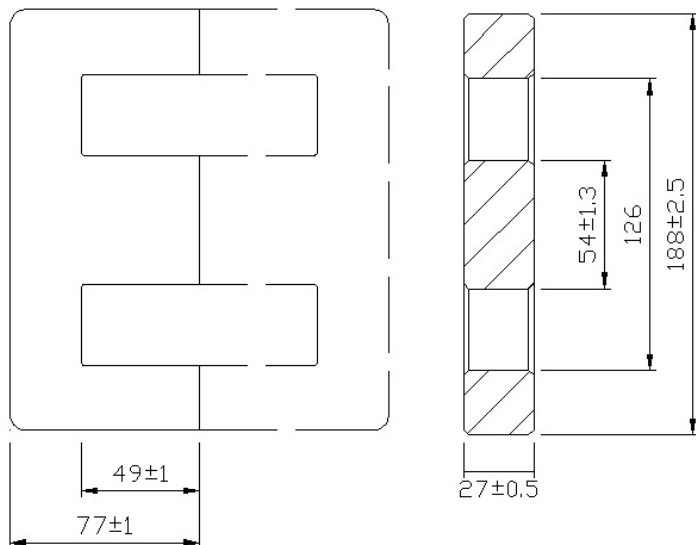
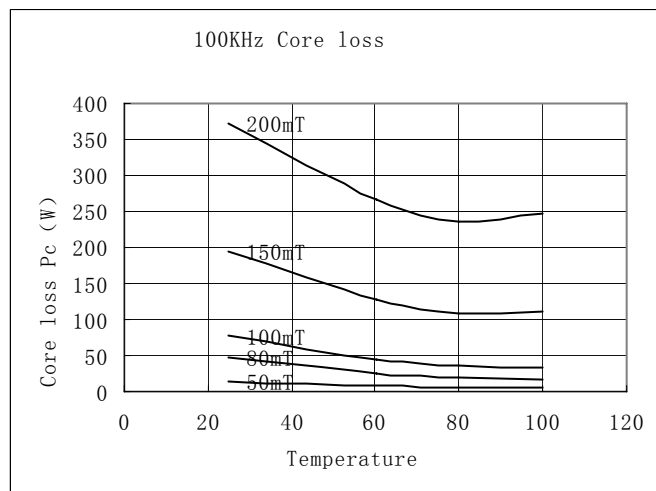
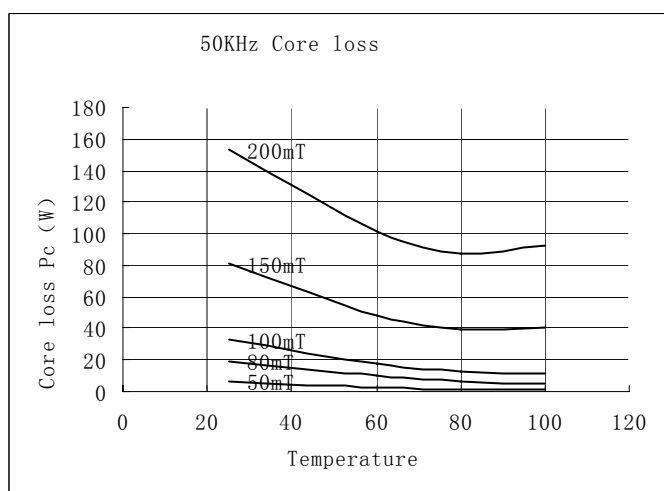


EE188/27



| Parameter | Symbol | Value | Unit |
|-----------------------|--------|--------|-------------------|
| Core constant | C1 | 0.239 | mm ⁻¹ |
| Effective path length | Le | 349 | mm |
| Effective area | Ae | 1458 | mm ² |
| Effective volume | Ve | 591192 | mm ³ |
| Inductance factor | AL | 10700 | nH/N ² |
| Weight of set | W | 2830 | g |



| Circuit Type | Calculated Output Power | | | | Unit W |
|---------------------|-------------------------|-------|--------|--------|--------|
| | Switching Frequency | | | | |
| | 20KHz | 50KHz | 100KHz | 250KHz | |
| Push-pull converter | 33300 | 54100 | 74900 | 145700 | |
| Flyback converter | 11100 | 18000 | 24900 | 48500 | |
| Forward converter | 16600 | 27000 | 37400 | 72800 | |