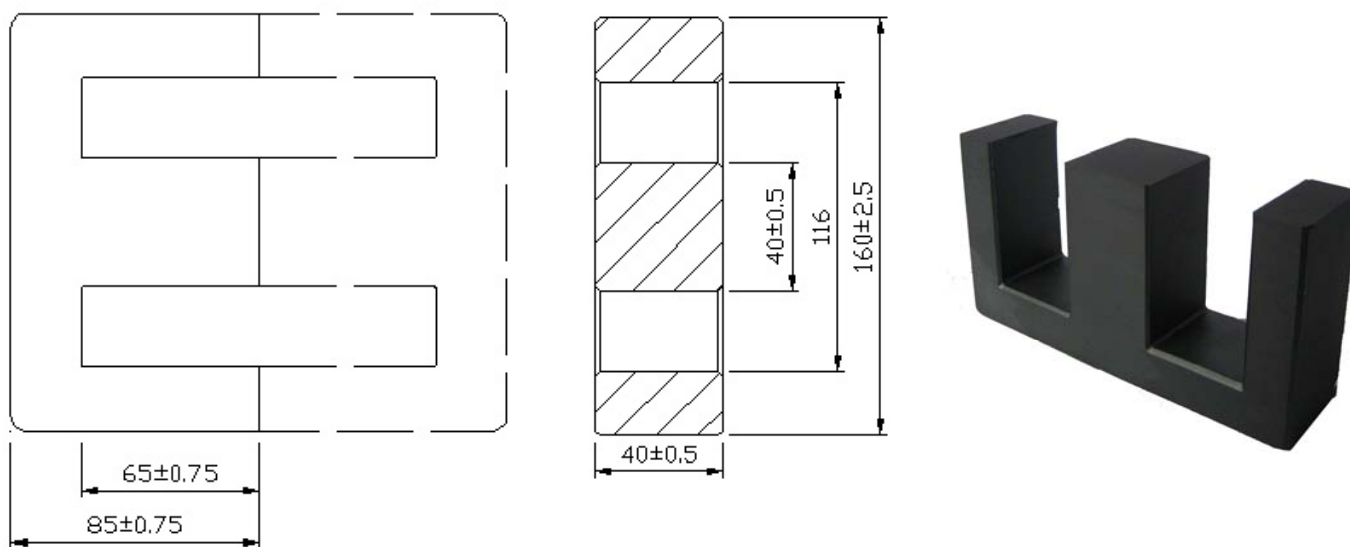
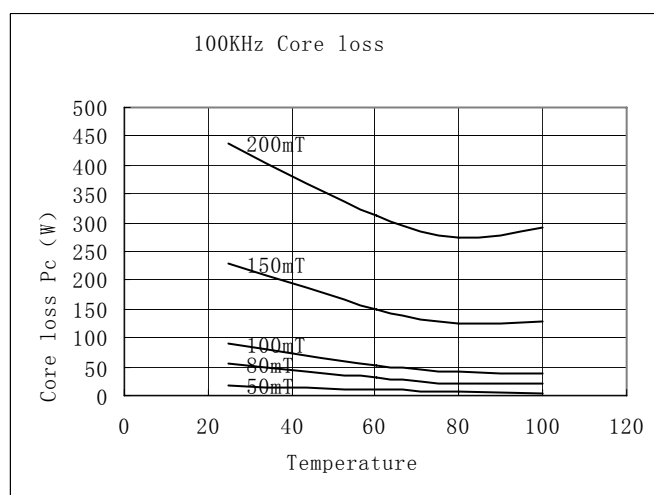
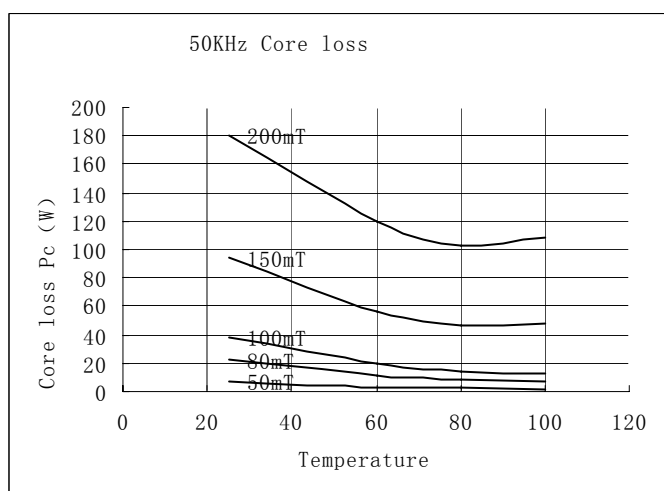


# EE160B



Parameter	Symbol	Value	Unit
Core constant	C1	0.245	mm <sup>-1</sup>
Effective path length	Le	396	mm
Effective area	Ae	1600	mm <sup>2</sup>
Effective volume	Ve	692800	mm <sup>3</sup>
Inductance factor	AL	10500	nH/N <sup>2</sup>
Weight of set	W	3320	g



Circuit Type	Calculated Output Power				Unit:W
	Switching Frequency				
	20KHz	50KHz	100KHz	250KHz	
Push-pull converter	51100	83100	115100	223900	
Flyback converter	17000	27700	38300	74600	
Forward converter	25500	41500	57500	111900	