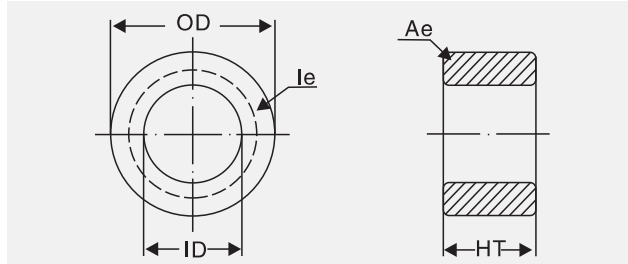


SPECIFICATION FOR APPROVAL

1. Material

Production:	Iron Powder Cores
KDM.P/N:	KT68-52
A_L :	$40(nH/N^2) \pm 10\%$
Material:	-52
Coating Color:	Green/Blue
Coating material:	epoxy
Coating Breakdown Voltage:	600Vrms.0.5mA. 2sec



2. Physical Characteristics

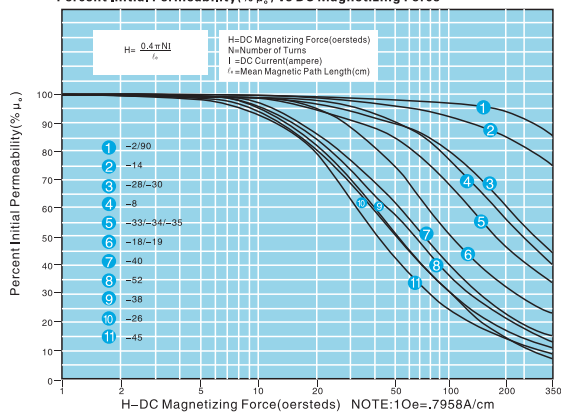
After Coating			l_e (cm)	A_e (cm ²)	V (cm ³)	W (cm ²)	Weight	Box Quantity (Pieces)
OD mm	ID mm	Ht mm						
17.5 ± 0.50	9.40 ± 0.50	4.83 ± 0.50	4.230	0.179	0.759	0.694	5.60g	2400

3. Electrical Parameters(Typical) Temperature(25°C ± 2°C)

Test Item	Test Condition	Value(Typical)
Inductance	ϕ 0.29mm/10Ts, 10kHz/1V, $I_{DC}=0A$	4.00 μ H ± 10%
DC-Bias	ϕ 0.5mm/37Ts, 10kHz/1V, L(4.5A)/L(0A) × 100%($H_{DC}=50Oe$)	53%(Min.)
Core Loss	100kHz/140Gs	67mW/cm ³ (Max.)
Q	ϕ 0.29mm/10Ts, 200kHz/1V, $I_{DC}=0A$	16(Min.)
Remarks		

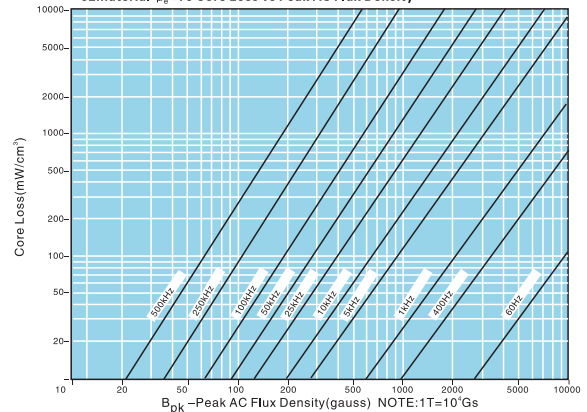
DC-Bias Curves(Typical)

磁导率初值百分率与DC磁化力关系曲线
Percent Initial Permeability(% μ_r) vs DC Magnetizing Force



Core Loss Curves(Typical)

-52材磁芯损耗与AC峰值磁通密度关系曲线
-52Material $\mu_r=75$ Core Loss vs Peak AC Flux Density



Prodin Ferrite S.L.

Calle A, 27, 08620 Sant Vicenç dels Horts, Barcelona (Spain)

Tel.: +34 93 672 46 10

info@prodinferrite.com www.prodinferrite.com