

**EMI SUPPRESSOR CLIP FERRITE CORES**  
 (para cable plano)  
**MODELO RPS**

ITEM	Fig	A	B	C	D	E	IMPEDANCD	
							25MHz	100MHz
38x6,35x15 M2	5	38±1	12.7±0.5	26.6±0.7	15.0±0.4	1.6±0.4	40	115
38x6,35x25,4 M1	4	38±1	12.7±0.5	26.6±0.7	25.4±0.7	1.6±0.4	75	140
45x6,35x15 M2	5	45±1	12.7±0.5	34.4±0.7	15.0±0.4	1.6±0.4	40	90
45x6,35x28,5M1	4	45±1	12.7±0.5	34.4±0.7	28.5±0.7	1.6±0.4	70	140
45x6,35x28,5N3	3	45±1	12.7±0.5	34.4±0.7	28.5±0.7	1.6±0.4	70	140
55,1x6,35x15M2	5	55.1±1	12.7±0.5	43.7±1	15.0±0.4	1.6±0.4	40	105
55,1x6,35x28,5M1	4	55.1±1	12.7±0.5	43.7±1	28.5±0.7	1.6±0.4	65	140
55,1x6,35x28,5N3	3	55.1±1	12.7±0.5	43.7±1	28.5±0.7	1.6±0.4	65	140
63,5x6,35x15M2	5	63.5±1.2	12.7±0.5	52±1	15.0±0.4	1.6±0.4	40	95
63,5x6,35x28,5M1	4	63.5±1.2	12.7±0.5	52±1	28.5±0.7	1.6±0.4	60	150
63,5x6,35x28,5n1	1	63.5±1.2	12.7±0.5	52±1	28.5±0.7	1.6±0.4	60	150
63,5x6,35x28,5N2	2	63.5±1.2	12.7±0.5	52±1	28.5±0.7	1.6±0.4	60	150
63,5x6,35x28,5N3	3	63.5±1.2	12.7±0.5	52±1	28.5±0.7	1.6±0.4	60	150
76,2x6,35x28,5M1	1	76.2±1.5	12.7±0.5	65.2±1.2	28.5±0.7	1.6±0.4	60	190
76x6,35x28,5N3	3	76.2±1.5	12.7±0.5	65.2±1.2	28.5±0.7	1.6±0.4	60	190

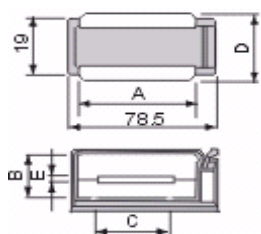


FIG.1

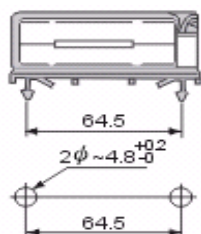


FIG.2

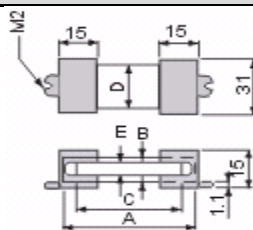


FIG.3

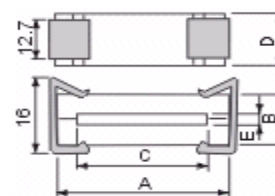


FIG.4

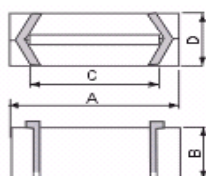


FIG. 5